

SUSTAINABLE DEVELOPMENT GOALS STATISTICS IN THE KYRGYZ REPUBLIC 2014-2020

STATISTICAL COMPENDIUM
SHORT VERSION





SUSTAINABLE DEVELOPMENT GOALS

In September 2015, world leaders at a historic United Nations summit adopted the global plan of action: *Transforming our world: the 2030 Agenda for Sustainable Development*.

The Sustainable Development Goals are a call to action from all countries — poor, rich and middle-income. They are intended to improve well-being and protect our planet. States recognize that measures to eliminate poverty must be taken in parallel with efforts to increase economic growth and address a range of issues in the areas of education, health, social protection and employment, as well as combating climate change and protecting the environment. In accordance with the commitments made, over the next 10 years countries will step up their efforts to eradicate poverty in all its forms, combat inequality, address climate change, and ensure that no one is behind. The final document "Transforming our world: the 2030 Agenda" contains 17 global goals, 169 related goals and 232 indicators¹.

The Kyrgyz Republic, along with other countries, has committed itself to contributing to achievement of the global SDGs, as well as to monitoring indicators of SDG achievement. In this way, under the National Development Strategy of the Kyrgyz Republic 2018-2040, Kyrgyzstan will strive to achieve the adopted Sustainable Development Goals of the 2030 Agenda.

The National Statistical Committee (NSC) – as a member of the coordinating Committee for Adaptation, Implementation and Monitoring of the 2030 SDGs in the Kyrgyz Republic and the steering body of the Monitoring and Evaluation Working Group for the preparation of Voluntary National Review of progress towards achieving the Sustainable Development Goals, and in accordance with the decision of the 47th Session of the United Nations Statistical Commission on the collection of global SDG indicators on the basis of standardized and comparable official statistical data produced in accordance with the fundamental principles of official statistics – has the authority to lead and oversee data collection and evidence-based efforts related to the SDGs.

In order to adapt the global indicators of the Sustainable Development Goals in the Kyrgyz Republic, an inventory of SDG targets and indicators was conducted in 2017, taking into account national priorities. During this work, of the 232 global indicators national indicators were developed with targets for 140 indicators and 157 additional national indicators were developed with targets; this should enable monitoring of achievement of the SDGs.

Availability of global SDG indicators. The statistical capacity assessment revealed that Kyrgyzstan is ready to report immediately on 102 indicators, or 50 per cent of all applicable global SDG indicators. Of the 102 available and easily accessible indicators, 78 indicators (76 per cent) are produced by the NSC and 24 (24 per cent) by ministries and agencies, 3 indicators (3 per cent) are produced by the NSC jointly with ministries and agencies.²

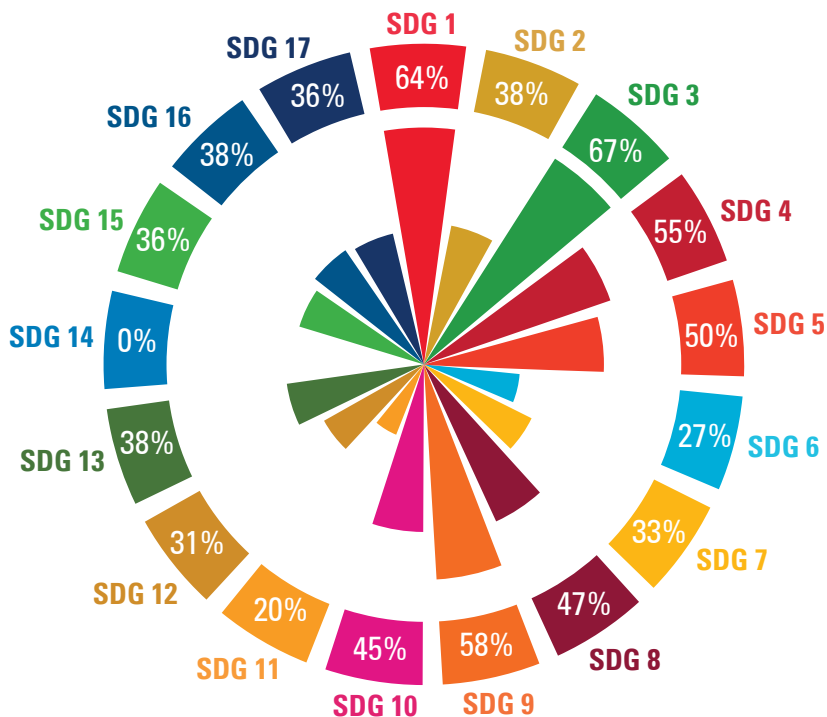
¹ The 2030 Global Agenda was approved by the Office of the Government of the Kyrgyz Republic Resolution 867 "On the Coordination Committee for Adaptation, Implementation and Monitoring of the Sustainable Development Goals until 2030 in the Kyrgyz Republic" of 22 December 2015.

² The assessment of the current statistical capacity of the Kyrgyz Republic was carried out within the framework of the UNSD-DFID project "Monitoring the SDGs".







Figure 1. Analysis of achievement of the global SDG indicators in the Kyrgyz Republic



The Kyrgyz Republic adheres to the main message of the 2030 Agenda "leave no one behind". With this in mind, significant attention is paid to the disaggregation of SDG indicators. Analysis of the availability of global indicators has revealed that as of 1 January 2021, 57 indicators are available with disaggregation by geographical location, 32 by gender, 21 by age, 21 by income, and 20 by education. There are gaps in the preparation of disaggregated data on migration status and persons with disabilities.

Figure 2. Analysis of data disaggregation for the SDG indicators





One of the data sources for monitoring the SDGs is the integrated household survey. Another is a specialized survey on the situation of women and children in the Kyrgyz Republic with comparable data at the international level- Multiple Indicator Cluster Survey (MICS)³. The Kyrgyz Republic has conducted three rounds of the survey. During MICS 2018, data were collected for 31 global SDG monitoring indicators, disaggregated by main criteria (gender, age, geographical location, education, income level, nationality, and functional limitations).

This compilation contains 99 indicators for 16 Sustainable Development Goals (83 global indicators and 16 national indicators), disaggregated to the extent possible. The section on SDG 14 “Conservation and rational use of oceans, seas and marine resources for sustainable development” does not contain data, due to the lack of relevance of the indicators to the Kyrgyz Republic.

The compilation is supplemented with data on morbidity and mortality from the coronavirus infection (Covid-19) and the impact of Covid-19 pandemic to households, collected from a specialized survey for March-October 2020.

The data presented are collected from the statistical system and administrative sources. More detailed information on the SDG indicators can be found on the National SDG Reporting Platform⁴.

The data in the collection are presented for the last seven years, and data for 2010 are also provided for trend analysis.

The introduction sections for the Goals draw, to varying extents, on global SDG website: <https://www.un.org/sustainabledevelopment/ru/sustainable-development-goals/>.



This publication is a short version of the statistical compendium “Sustainable Development Goals Statistics in the Kyrgyz Republic” 2014-2020.

To get the full version of the statistical compendium, use the following link: www.stat.kg -> Statistics - > Sustainable Development Goals.

³ Multiple Indicator Cluster Survey on the status of women and children (MICS) was conducted in the Kyrgyz Republic in 2005, 2014 and 2018.

⁴ National SDG Reporting Platform: <https://sustainabledevelopment-kyrgyzstan.github.io/en>





END POVERTY IN ALL ITS FORMS EVERYWHERE

Facts and figures from the Kyrgyz Republic

NSC figures for 2020

KYRGYZSTANIS WHO LIVED IN EXTREME POVERTY

59 166

UNDER THE NATIONAL POVERTY LINE



2020



59.2 thousand

THE NUMBER OF PEOPLE LIVING IN EXTREME POVERTY HAS FALLEN SIGNIFICANTLY

2000



1.68 million

BELOW THE NATIONAL POVERTY LINE

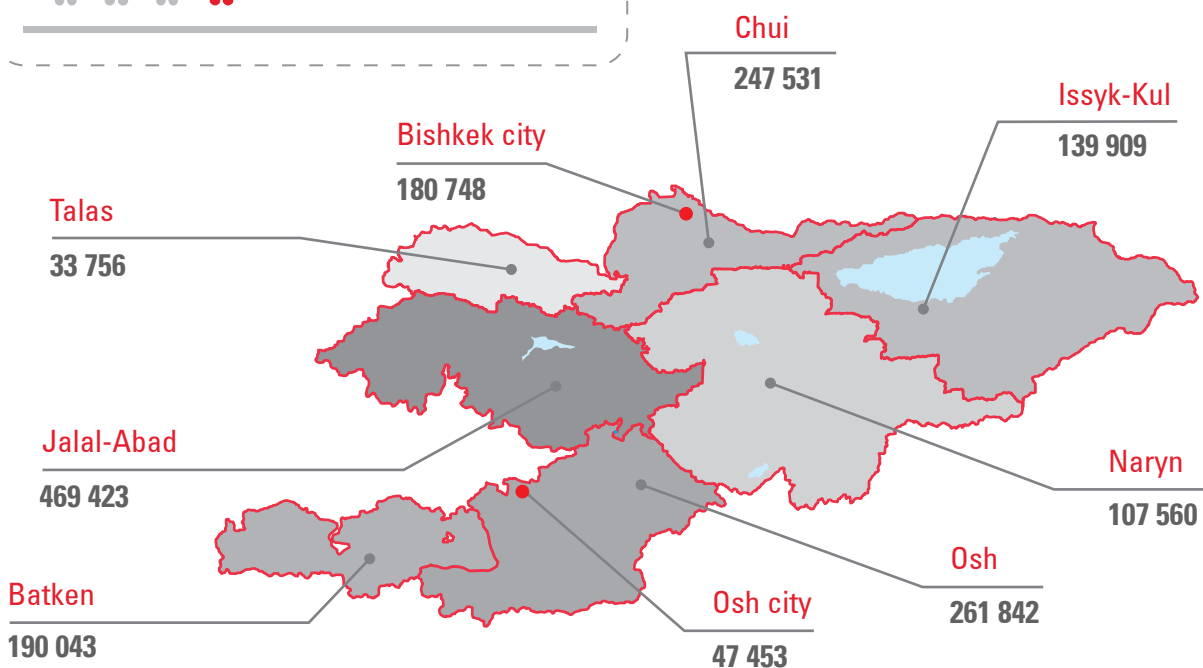
25.3%



Every fourth person in the country is poor

NUMBER OF POOR PEOPLE BY AREA, 2020

Kyrgyz Republic 1 678 265





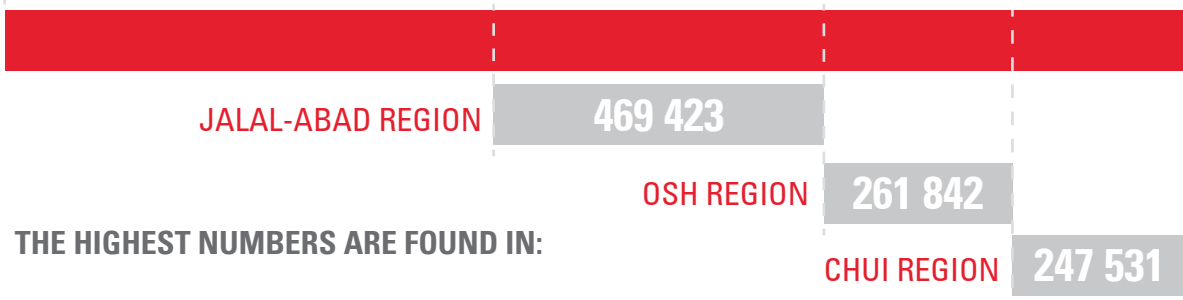
END POVERTY IN ALL ITS FORMS EVERYWHERE

Facts and figures from the Kyrgyz Republic

NSC and MES figures for 2020

Of the total population 1.68 million people

are living below the national poverty line



THE HIGHEST NUMBERS ARE FOUND IN:

Social support in the form of pensions and benefits

covers

17.7%

of population

WORK DOES NOT GUARANTEE A DECENT LIFE



More than **17%**

OF THE WORKING POPULATION ARE LIVING IN POVERTY

POVERTY AFFECTS CHILDREN DISPROPORTIONATELY

every **3rd** child




833 941 children

living in poverty

of them

every **24th** child



35 161 children

living in extreme poverty

In 2020, **economic losses due to disasters** evaluated in **265.8 million soms**



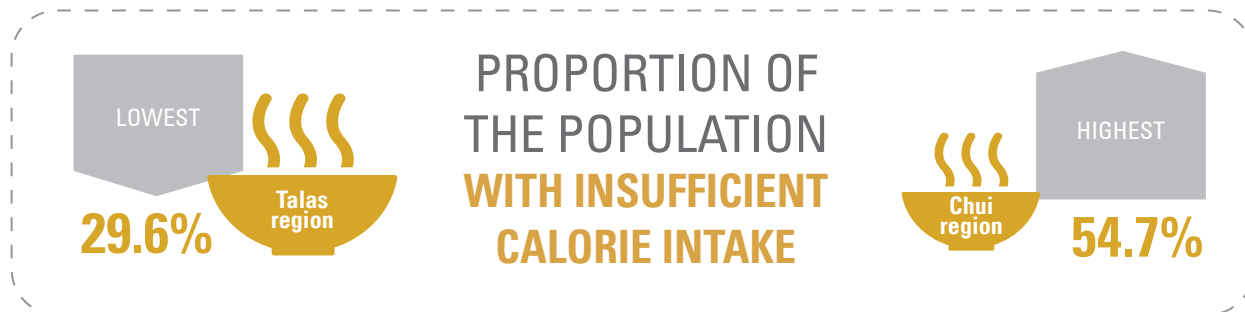


END HUNGER, ACHIEVE FOOD SECURITY AND IMPROVED NUTRITION AND PROMOTE SUSTAINABLE AGRICULTURE

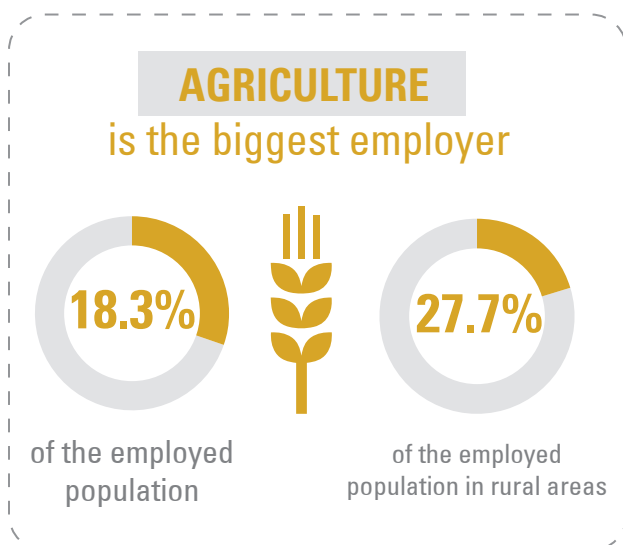
Facts and figures from the Kyrgyz Republic

NSC figures for 2020

NUTRITION



FOOD SAFETY



About **349 thousand** small farms (mostly smallholders) provide up to



INVESTMENT IN SMALL FARMING

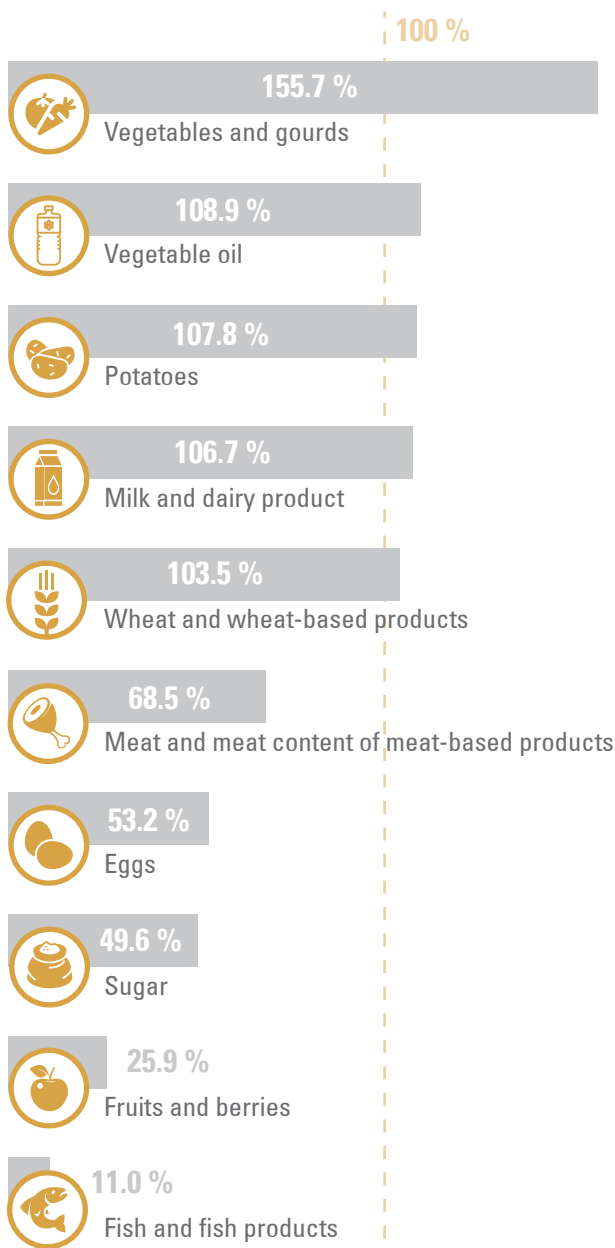
is an important means of strengthening the food security of the poorest in society, and also **increases production of food products for local and global markets.**

The Agriculture Orientation Index has remained low in Kyrgyzstan for the past decade.



NUTRITION

PROVISION OF FOOD PRODUCTS in relation to average consumption norms



Every **8th** child



of age is

SHORT

for the child's age
(MICS-2018)

About **45%**
of the population



nutrition

less than **2100 kcal**
per day

CHILDREN'S HEALTH

In all regions there has been a **STEADY DECREASE**



in under-5 child **MORTALITY**

HAVE DIED FROM VARIOUS DISEASES, POISONING AND ACCIDENTS





2 663

children aged under five

or

16.7 children per **1 000** births




about **70%**

of children who died under five years were in their **first month of life**

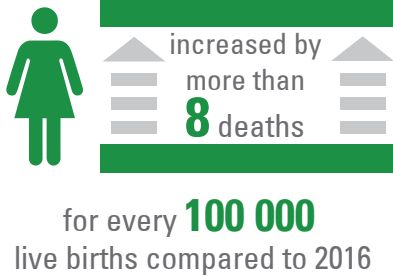
For every **1 000 children** born alive, **12 children die** in the first month of life

This figure is the highest among the CIS countries.

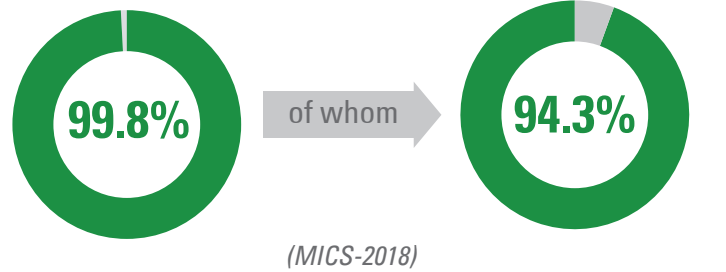


MATERNITY PROTECTION


MATERNAL MORTALITY




ANTENATAL CARE



IN THE LAST FIVE YEARS FERTILITY HAS FALLEN



HIV/AIDS, malaria and other diseases



At the end of 2020, there were

7 626 people

registered at the Republican AIDS Centre as living with HIV

of them

485 people


Were at the fourth stage of HIV infection

Every day



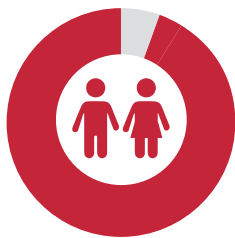
TUBERCULOSIS MORBIDITY

per 100 000 population





**COVERAGE OF CHILDREN
OF PRIMARY SCHOOL AGE,
attending primary
or secondary school**



96%

Children aged 7-14 years



who lack basic
literacy skills

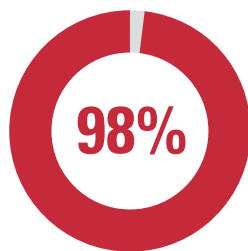
(MICS-2018)

42%



Proportion of
certified teachers
in primary and
secondary school

in the
2020/2021
academic year



98%



who lack basic
numeracy skills

(MICS-2018)

49%



**PRE-PRIMARY
EDUCATION**



the proportion of children
aged 6 years has increased

About 30%

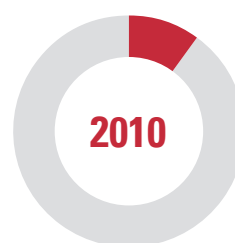
of girls and young
women aged

15-24 years

have skills in the field of
**information and communications
technology**

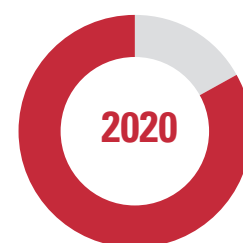


(MICS-2018)



2010

10%



2020

83%



ACHIEVE GENDER EQUALITY AND EMPOWER ALL WOMEN AND GIRLS

Facts and figures from the Kyrgyz Republic

NSC figures for 2020



Equality and non-discrimination on the basis of sex are provided for by **the Constitution of the Kyrgyz Republic and the Law of the Kyrgyz Republic**
 “On state guarantees of equal rights and equal opportunities for men and women” (SDG 5.1.1).



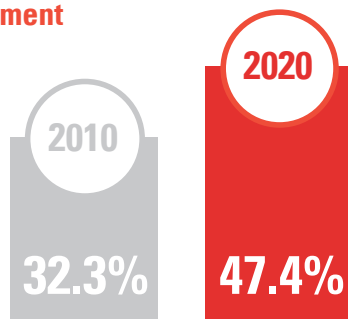
Of all married women aged **20-24 years**



married before reaching the **age of 18 years**
 (MICS-2018)



The proportion of women **in management positions**



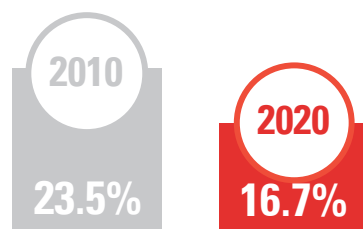
Women spend **almost 6 times** more time on housework and raising children than men

The proportion of deputies in aiyi keneshes after the elections on April 11, 2021



39.8%	Osh	60.2%
39.5%	Chui	60.5%
38.3%	Jalal-Abad	61.7%
38.8%	Issyk-Kul	61.2%
38.7%	Naryn	61.3%
38.0%	Batken	62.0%
35.3%	Talas	64.7%

Despite the active participation of women in the political life of Kyrgyzstan, there has been **a fall in the proportion of women in the Jogorku Kenesh**





Law of the Kyrgyz Republic dated
July 4, 2015 No. 148

"On the reproductive rights of citizens and guarantees of their implementation"

guarantees women and men full
and equal access to services for the
protection of sexual and reproductive
health and information in this area.

AMONG THE POPULATION AGED

15 years and older



had their own mobile phones

forced marriage, kidnapping for
purpose of marriage, child marriage,
polygamy

238

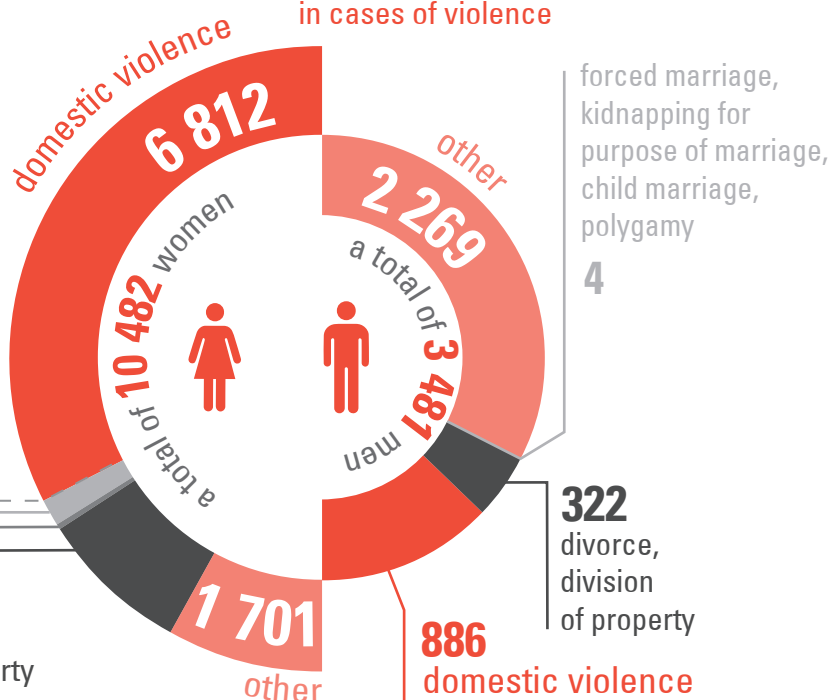
11
human
trafficking

45
sexual
violence

1 675
divorce,
division of property

THE NUMBER OF PEOPLE SEEKING ASSISTANCE FROM CRISIS CENTRES

and facilities providing social and
psychological support to the population
in cases of violence





ENSURE AVAILABILITY AND SUSTAINABLE MANAGEMENT OF WATER AND SANITATION FOR ALL

Facts and figures from the Kyrgyz Republic

NSC and WRS under MA figures for 2020

94%

of the population




have sustainable access to safe sources of drinking water

About **66%**

of the population

do not have sustainable access to sewerage



96.3% of the population



use sanitation services that meet safety requirements



including hand-washing facilities with soap and water

(MICS-2018)

94.4% of water



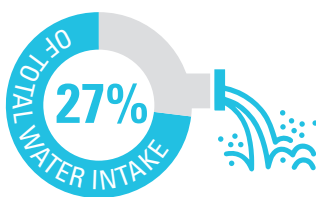
extracted from rivers, lakes and aquifers



is used for irrigation



WATER LOSSES during transportation



account for about total intake:


8 017.9 million m³



losses

2 198.7 million m³





ALMOST ALL THE POPULATION OF KYRGYZSTAN is connected to electricity networks

HOWEVER

just about **73%**

have reliable access to electricity



ONLY A FIFTH OF THE POPULATION

lives in households that generally use clean fuels and technologies for cooking and heating

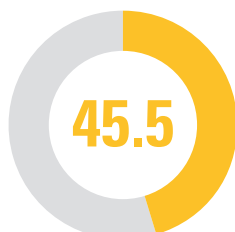
IN 2020, THE PROPORTION OF TOTAL ENERGY CONSUMPTION FROM RENEWABLE SOURCES WAS



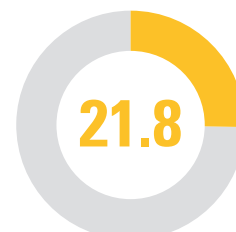
36.7%

ENERGY INTENSITY OF GDP AT CURRENT MARKET PRICES

in tons of conventional fuel per 1 million soms



2010



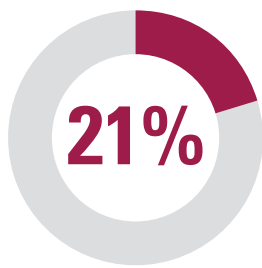
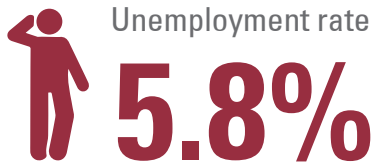
2020



**PROMOTE SUSTAINED, INCLUSIVE AND SUSTAINABLE ECONOMIC GROWTH,
FULL AND PRODUCTIVE EMPLOYMENT AND DECENT WORK FOR ALL**

Facts and figures from the Kyrgyz Republic

NSC figures for 2020



of youth aged
15-24 years
not in employment,
education or training

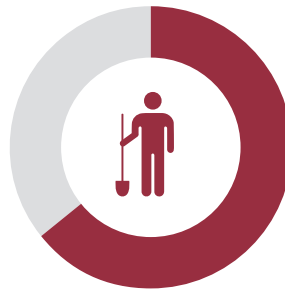
**THE PROPORTION
OF GIRLS AND WOMEN**

aged 15-24
not in employment,
education or training



is 2.3 times more
than the proportion
of men and boys

**OF THE TOTAL EMPLOYED
POPULATION**



64.9%

working in the
informal sector



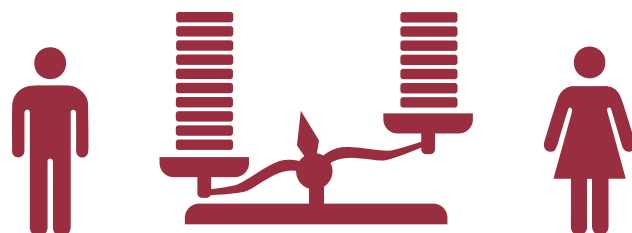
18.3%

in the agricultural
sector

PAY RATIO

women's pay as a proportion of men's

75.4%



Despite the increasing participation
of women in public life, they are
continuing to perform unpaid domestic
work spending



2.6 times

more time on it than men



BUILD RESILIENT INFRASTRUCTURE, PROMOTE INCLUSIVE AND SUSTAINABLE INDUSTRIALIZATION AND FOSTER INNOVATION

Facts and figures from the Kyrgyz Republic

NSC and MDD figures for 2020

PASSENGER JOURNEYS

7 382 mln
passenger-kilometers

from which **82%** travel on buses



53%
of cargo turnover belongs to road transport



The proportion employed in manufacturing **11.4%**



Small businesses account for of the gross added value of industry **1.6%**

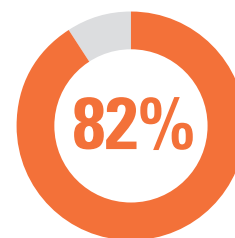
POPULATION LIVING IN AREAS COVERED BY



mobile phone networks



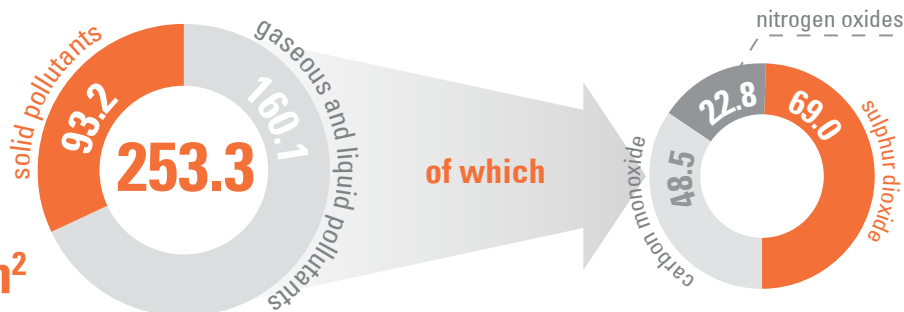
high speed internet



AT THE SAME TIME AS GROWTH OF EMISSIONS OF SOLID POLLUTANTS INTO THE ATMOSPHERE

there has been a reduction of emissions of gaseous and liquid pollutants

kg per 1 km²





REDUCE INEQUALITY WITHIN AND AMONG COUNTRIES

Facts and figures from the Kyrgyz Republic

NSC figures for 2020

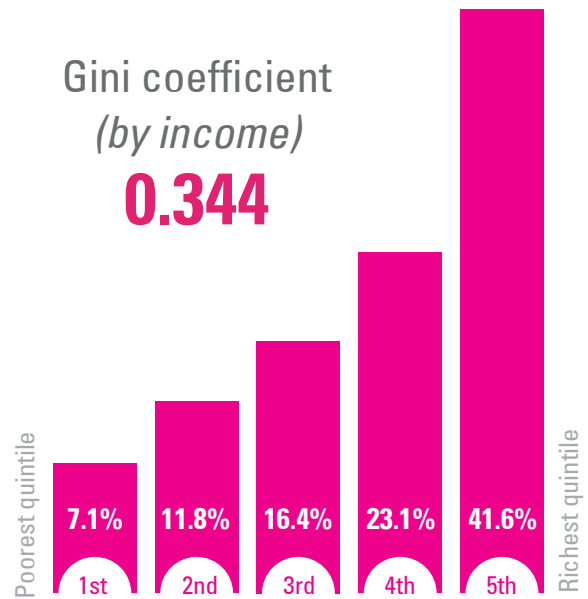
THE GROWTH OF AVERAGE INCOME PER CAPITA FOR 2016-2020

of the least affluent **40%** of the population was **3.8%** that **1.1** percentage point higher than the average for the entire population

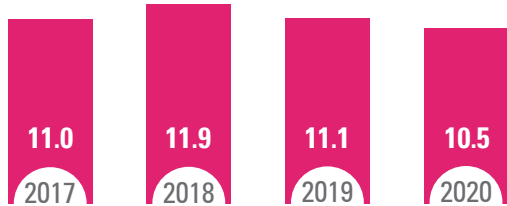


INCOME DISTRIBUTION OF THE POPULATION

Gini coefficient (by income) **0.344**



Proportion of the population with income below 50% of the median value



EXTERNAL MIGRATION OF THE POPULATION OF THE KYRGYZ REPUBLIC

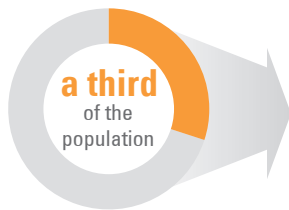


of girls and women aged 15-49 faced **DISCRIMINATION OR HARASSMENT** on grounds forbidden by international law (MICS-2018)



POPULATION
as of January 1, 2021

6.6



2.3 million people
live in urban areas

51% of the population aged 15 years and older

find their access to public transport convenient



70% of solid household waste comes from the cities of Bishkek, Osh and Chui region



185.9 kg



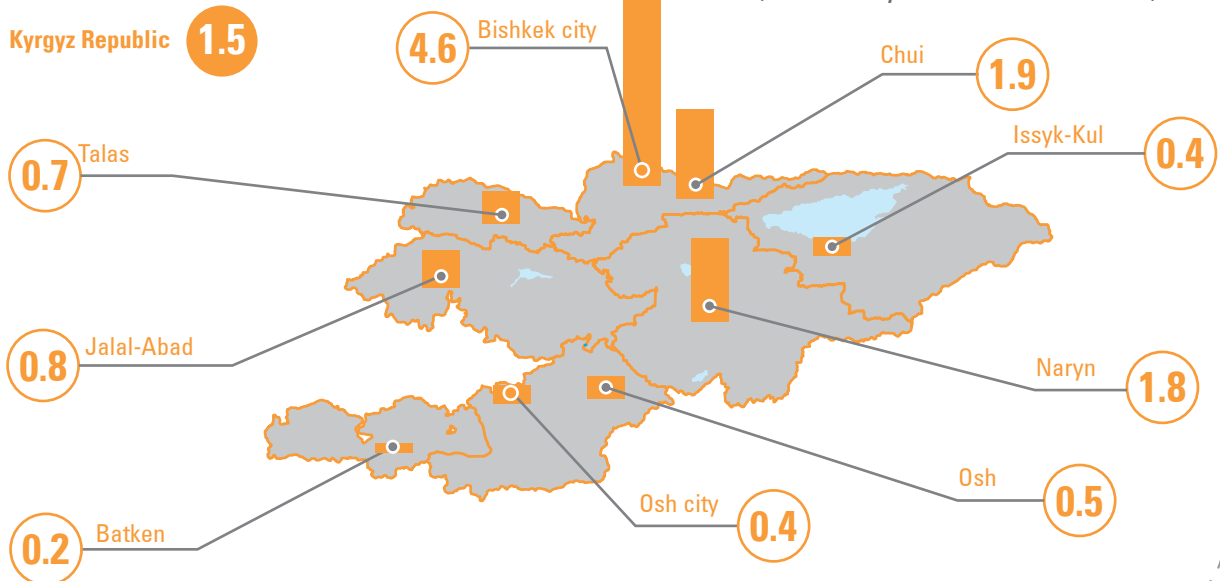
of solid waste was generated



per person in 2020

GREEN AREAS IN HUMAN SETTLEMENTS

(hectares per 1 000 inhabitants)





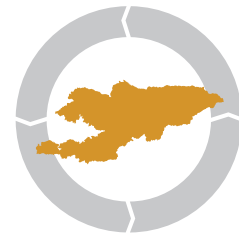
ENSURE SUSTAINABLE CONSUMPTION AND PRODUCTION PATTERNS

Facts and figures from the Kyrgyz Republic

NSC and WRS under MA figures for 2020

The Kyrgyz Republic is a party to:

1. The Rotterdam Convention on the Prior Consent Procedure for Hazardous Chemicals and Pesticides in International Trade;
2. The Basel Convention on the Control of Transboundary Movements of Hazardous Wastes and their Disposal;
3. Stockholm Convention on Persistent Organic Pollutants;
4. Conventions on Long-range Transboundary Air Pollution.

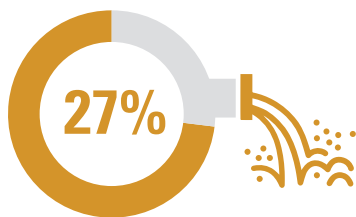


Kyrgyzstan is the only country in Central Asia **with water resources** that are almost entirely formed on its own territory

WATER LOSSES
during transportation



2.2
billion m³



OF THE TOTAL INTAKE
which amounted to
8.0 billion m³

17 195 kg



of industrial
waste was
generated



per person in 2020,

including **1 740 kg**



of hazardous
waste

DUE TO COVID-19,
THE NUMBER
OF RESTED PEOPLE
DECREASED
(THOUSAND PEOPLE)

1 778.9

2019



463.9

2020

THE VOLUME OF
WATER CONSUMPTION
amounted to

5.2 billion m³

of which **94.4%**

was used for irrigation
and agricultural
water supply,

3.5%

for household and
drinking needs and

1.6%

for production needs





TAKE URGENT ACTION TO COMBAT CLIMATE CHANGE AND ITS IMPACTS

Facts and figures from the Kyrgyz Republic

NSC and MES figures for 2020

In May 2000

the Kyrgyz Republic ratified the United Nations Framework Convention on Climate Change (UNFCCC)



33

emergency situations of various nature have been recorded on the territory of the republic



THE MATERIAL DAMAGE

from emergencies amounted to **265.8 million soms**

274 people died
in the last five years
from natural disasters



543

localities

are affected by **LANDSLIDE PROCESSES** to varying degrees

The are **3 478**  homes are located **IN POTENTIALLY DANGEROUS ZONES**

THERE ARE



320

high-altitude lakes with a high probability of a breaking through **in the COUNTRY**

6 out of 8

types of slowly developing dangers and threats take place on the territory of the republic



land degradation

diseases of forests



temperature rise

some signs of drought



shifts in the flow regime of rivers

reducing the area of glaciers





PROTECT, RESTORE AND PROMOTE SUSTAINABLE USE OF TERRESTRIAL ECOSYSTEMS, SUSTAINABLY MANAGE FORESTS, COMBAT DESERTIFICATION, AND HALT AND REVERSE LAND DEGRADATION AND HALT BIODIVERSITY LOSS

Facts and figures from the Kyrgyz Republic

NSC and MNRETS figures for 2020

TOTAL FOREST RESERVES

were

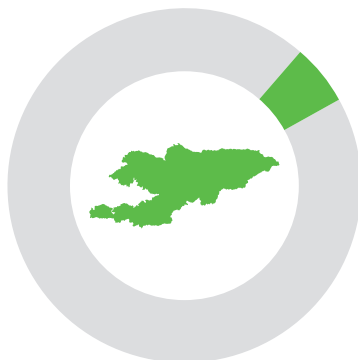
2.6 million hectares,



of which

1.1 million hectares

are covered by forest



OR

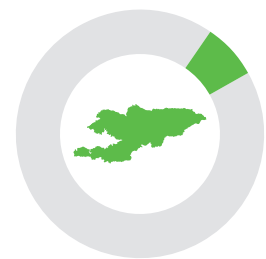
5.6%

of the total area of the country



6.2%

of the area of the country was designated as protected areas



OF BIOLOGICAL DIVERSITY OF LAND AND FRESHWATER

ON THE TERRITORY OF KYRGYZSTAN

inhabit



313 265
feathered



382 101
fur



59 888
ungulates

ON THE TERRITORY OF THE KYRGYZ REPUBLIC THERE ARE



10 state nature reserves

578.5 thousand ha



13 state nature parks

726.8 thousand ha



PROMOTE PEACEFUL AND INCLUSIVE SOCIETIES FOR SUSTAINABLE DEVELOPMENT, PROVIDE ACCESS TO JUSTICE FOR ALL AND BUILD EFFECTIVE, ACCOUNTABLE AND INCLUSIVE INSTITUTIONS AT ALL LEVELS

Facts and figures from the Kyrgyz Republic

NSC figures for 2020

THE BIRTH
98.9%



of children under the age of 5

were registered with state authorities

(MICS-2018)

67%

of the population aged 15 and older



felt safe walking alone in their neighbourhoods at night

THE FIGURE WAS



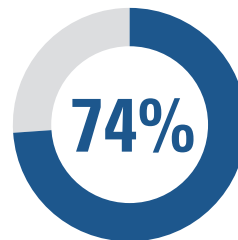
among men



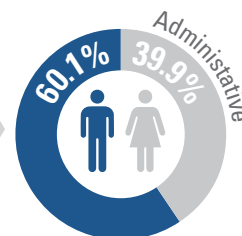
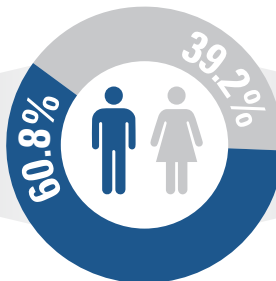
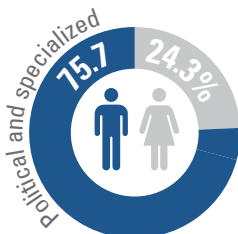
among women

THE PROPORTION OF CHILDREN WHO HAD BEEN SUBJECTED TO ANY PHYSICAL PUNISHMENT

psychological aggression by their caregivers was (MICS-2018)



PUBLIC SECTOR WORKERS



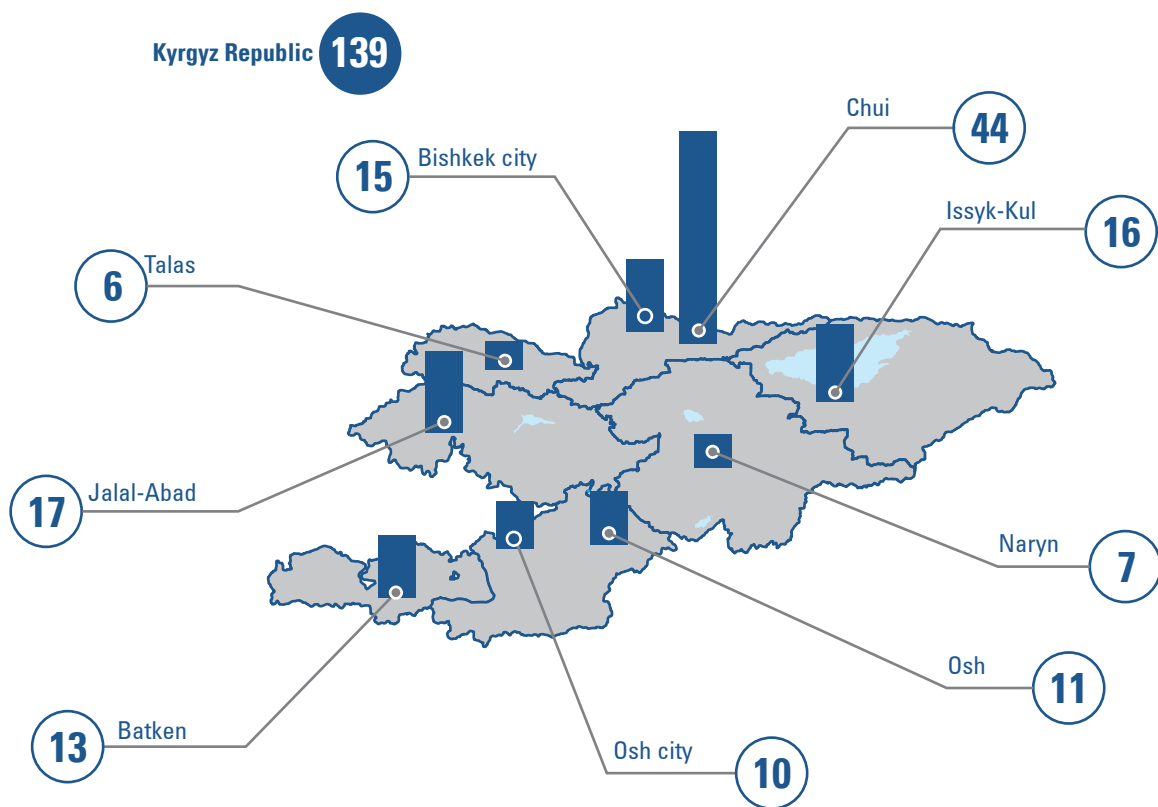


PROMOTE PEACEFUL AND INCLUSIVE SOCIETIES FOR SUSTAINABLE DEVELOPMENT, PROVIDE ACCESS TO JUSTICE FOR ALL AND BUILD EFFECTIVE, ACCOUNTABLE AND INCLUSIVE INSTITUTIONS AT ALL LEVELS

Facts and figures from the Kyrgyz Republic

NSC figures for 2020

MORTALITY FROM ATTACKS *(cases)*



NUMBER OF PERSONS WHO COMMITTED CRIMES *(people)*



STATE BUDGETARY REVENUES were

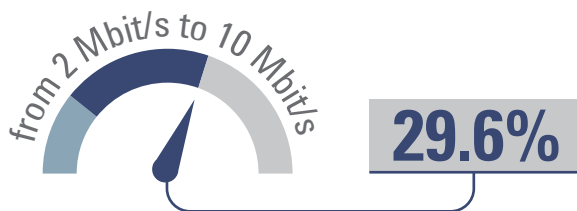
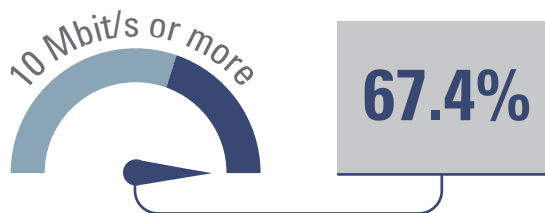
152.1 billion soms or **25.3%** of GDP



The main source of budgetary funds was taxes

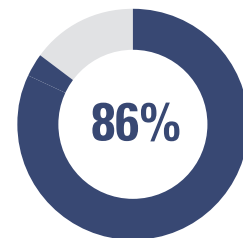


STATIONARY SUBSCRIBER OF BROADBAND INTERNET

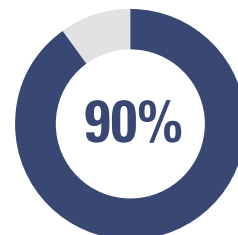


THE GROUPS MOST LIKELY TO BE INTERNET USERS ARE

young people aged 15-28 years



people with higher education



The proportion of the population aged 15 years and older who use the Internet

72% Kyrgyz Republic



78.2% Urban population

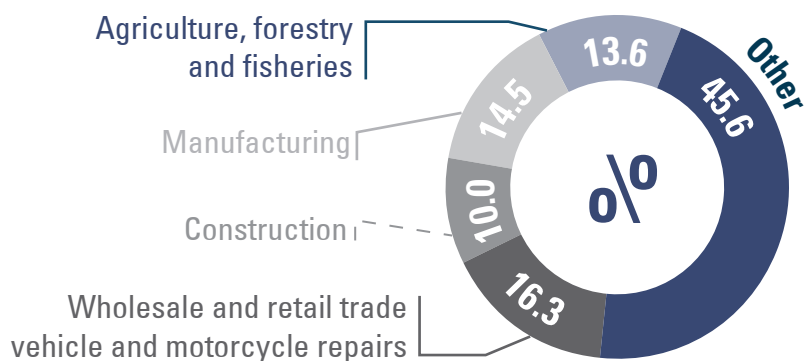


68.1% Rural population



MACROECONOMIC DASHBOARD

In GDP more than
50%
is from
the sectors



IMPORTS

US\$ **3 718.8**
million



EXPORT

US\$ **1 973.2**
million

In 2020, the volume of import receipts **exceeded** volumes of export deliveries **by 1.9 times**

FOREIGN TRADE TURNOVER

in 2020 amounted to

5.7 billion
US dollars

and increased by

18.4%

compared to 2019

CONSUMER PRICE AND TARIFF INDEX *(in percentage to previous year)*

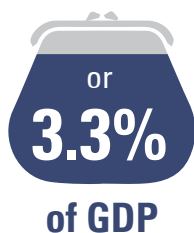


THE STATE BUDGET DEFICIT

was

19.7 billion

soms

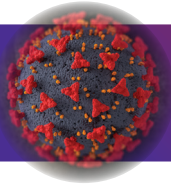


DIRECT FOREIGN INVESTMENT IN 2020

was **US\$ 537.6 million**

that **1.5 times**

more than in 2019



IMPACT OF COVID-19 ON THE SUSTAINABLE DEVELOPMENT GOALS

Facts and figures from the Kyrgyz Republic

NSC and MH figures for 2020

The national poverty rate has increased by **more than 5 percentage points**



GDP per capita decreased by

4.7%

THE HIGHER NUMBER of cases of coronavirus infection occurred in **Bishkek city and Chui region**



MORBIDITY OF COVID-19 IN 2020

39 765

Total

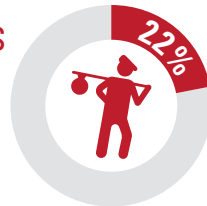
19 281

confirmed by laboratory tests

20 484

confirmed clinical epidemiologically

* **PROPORTION OF HOUSEHOLDS** where at least one of the family members lost their jobs in the country or were forced to return from abroad due to job loss was



* About **52%**



of households informed that at least one of the family members had symptoms of Covid-19 (high fever, cough, loss of smell)

Of the total number of those who applied to the crisis domestic violence centers

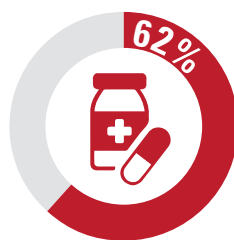


65% were women

*



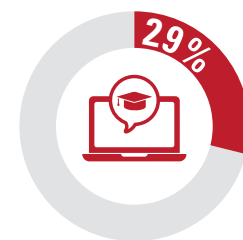
at least one member of the household had depression, stress, anxiety



at least one member of the household has experienced with problems accessing health care services or purchasing essential medicines



households informed about declining of income



noted that they did not have access to distance learning

* According to the survey "Impact of Covid-19 on households" for March-October 2020.

